

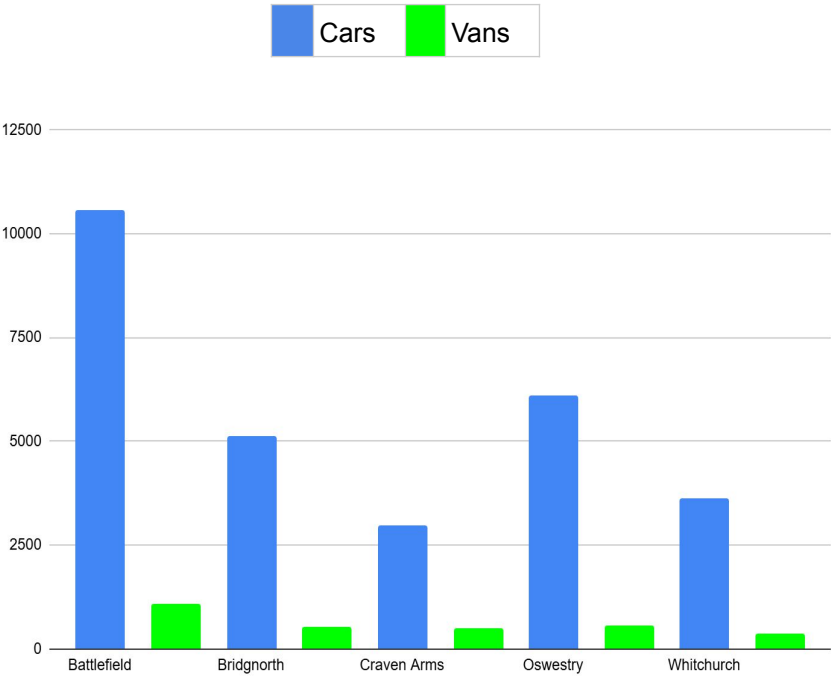
HRC Booking System Summary

December 2024

16th January 2025



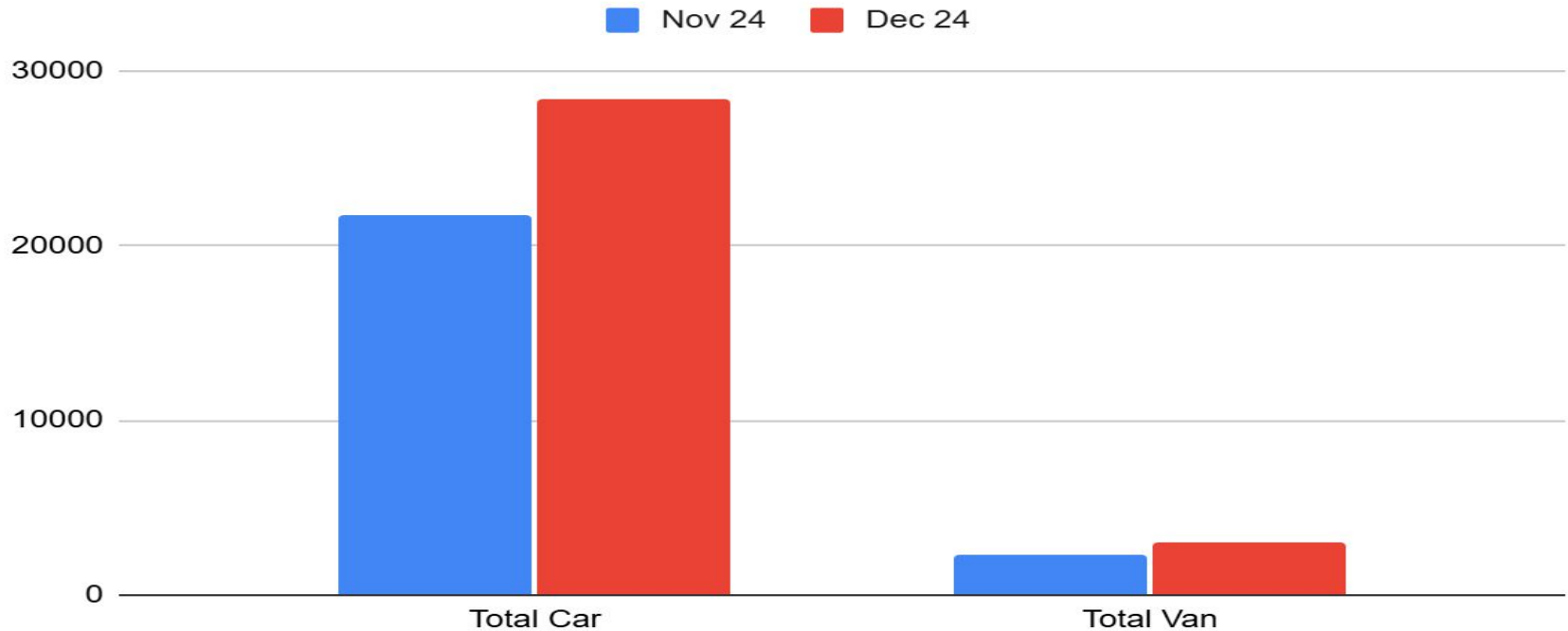
Number of Cars & Vans - December 2024



| Site | Vehicle Type | Grand Total |
|-------------|--------------|-------------|
| Battlefield | Cars | 10555 |
| | Vans | 1083 |
| Bridgnorth | Cars | 5139 |
| | Vans | 540 |
| Craven Arms | Cars | 2971 |
| | Vans | 489 |
| Oswestry | Cars | 6110 |
| | Vans | 567 |
| Whitchurch | Cars | 3629 |
| | Vans | 357 |
| Grand Total | | 31440 |

Total Number of Bookings 2024

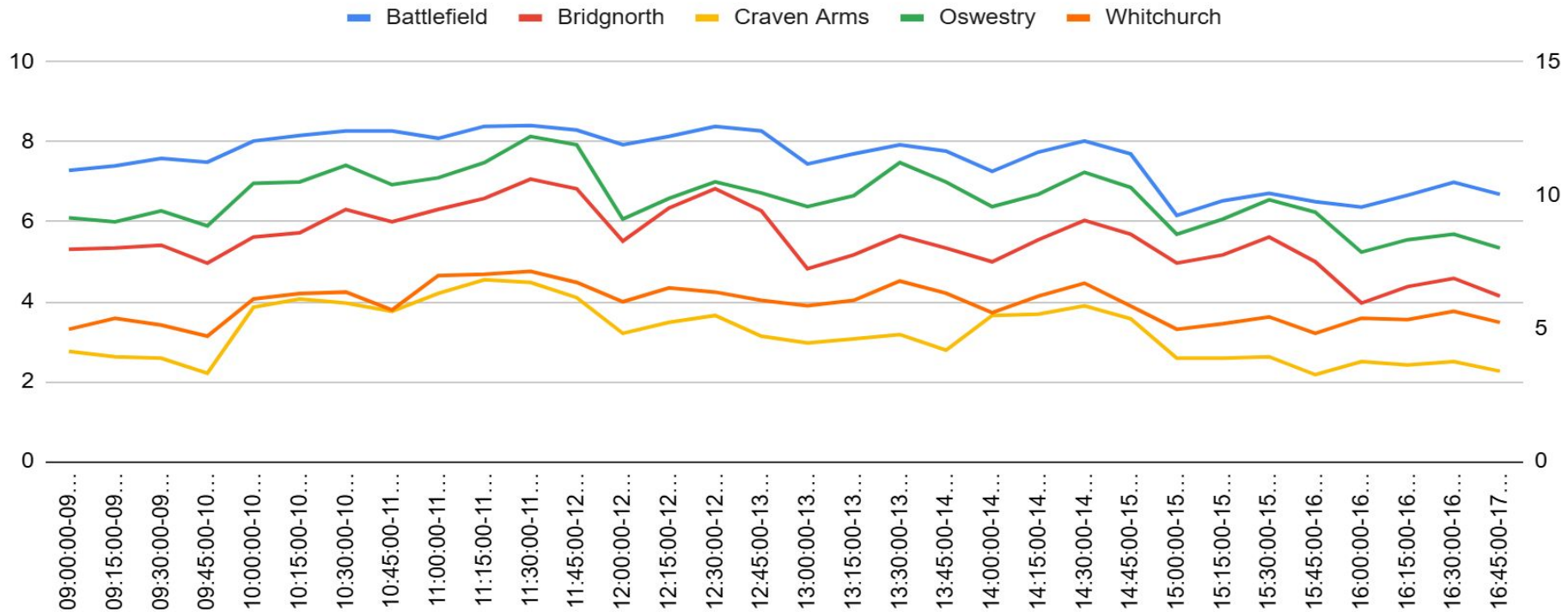
Total Car and Total Van



December 23/24 CA Waste Tonnage Comparison

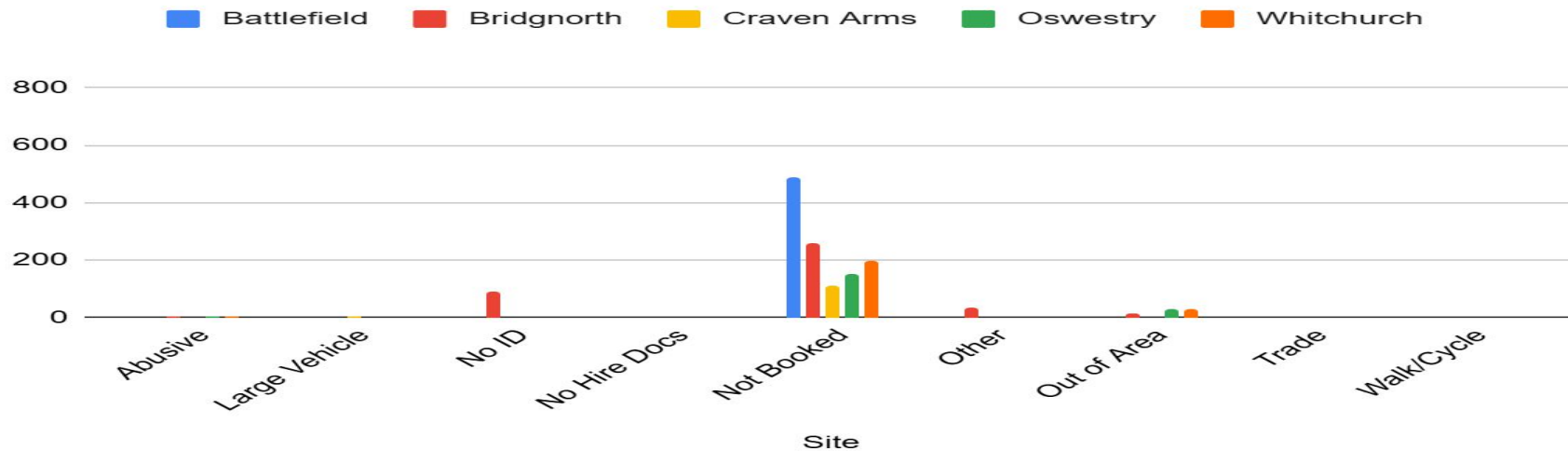
| December | 2024 | 2023 | Variance | # | % Variance |
|----------------------|--------|--------|----------|---|------------|
| SWP Battlefield IWMF | 263.8 | 313 | 49.2 | | 15.72 |
| SWP Bridgnorth IWMF | 96.34 | 129.68 | 33.34 | | 25.71 |
| SWP Craven Arms IWMF | 77.14 | 96.82 | 19.68 | | 20.33 |
| SWP Oswestry IWMF | 138.62 | 152.26 | 13.64 | | 8.96 |
| SWP Whitchurch IWMF | 101.6 | 126.72 | 25.12 | | 19.82 |
| Total | 677.5 | 818.48 | 140.98 | | 17.22 |

Average Number of Car Slots Booked Per Site - December 2024



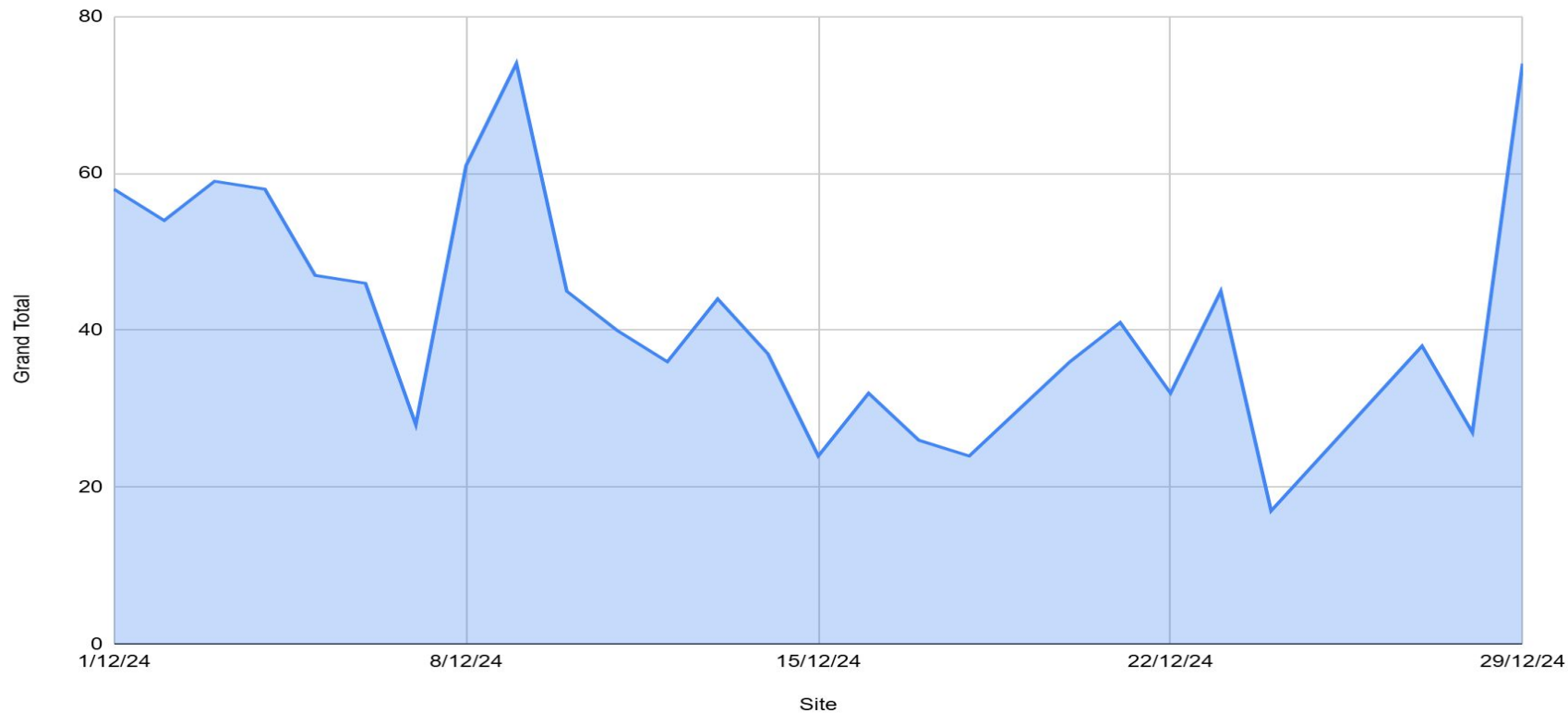
Vehicle Issues December 24

Battlefield, Bridgnorth, Craven Arms, Oswestry and Whitchurch



| Site | Abusive | Large Vehicle | No ID | No Hire Docs | Not Booked | Other | Out of Area | Trade | Walk/Cycle |
|-------------|---------|---------------|-------|--------------|------------|-------|-------------|-------|------------|
| Battlefield | 0 | 0 | 0 | 0 | 490 | 0 | 0 | 0 | 0 |
| Bridgnorth | 2 | 0 | 92 | 0 | 261 | 36 | 12 | 1 | 0 |
| Craven Arms | 0 | 3 | 0 | 0 | 110 | 1 | 1 | 0 | 0 |
| Oswestry | 3 | 0 | 0 | 0 | 154 | 0 | 30 | 1 | 0 |
| Whitchurch | 3 | 0 | 0 | 0 | 199 | 0 | 32 | 1 | 0 |
| Total | 8 | 3 | 92 | 0 | 1214 | 37 | 75 | 3 | 0 |

Not Booked - December 2024

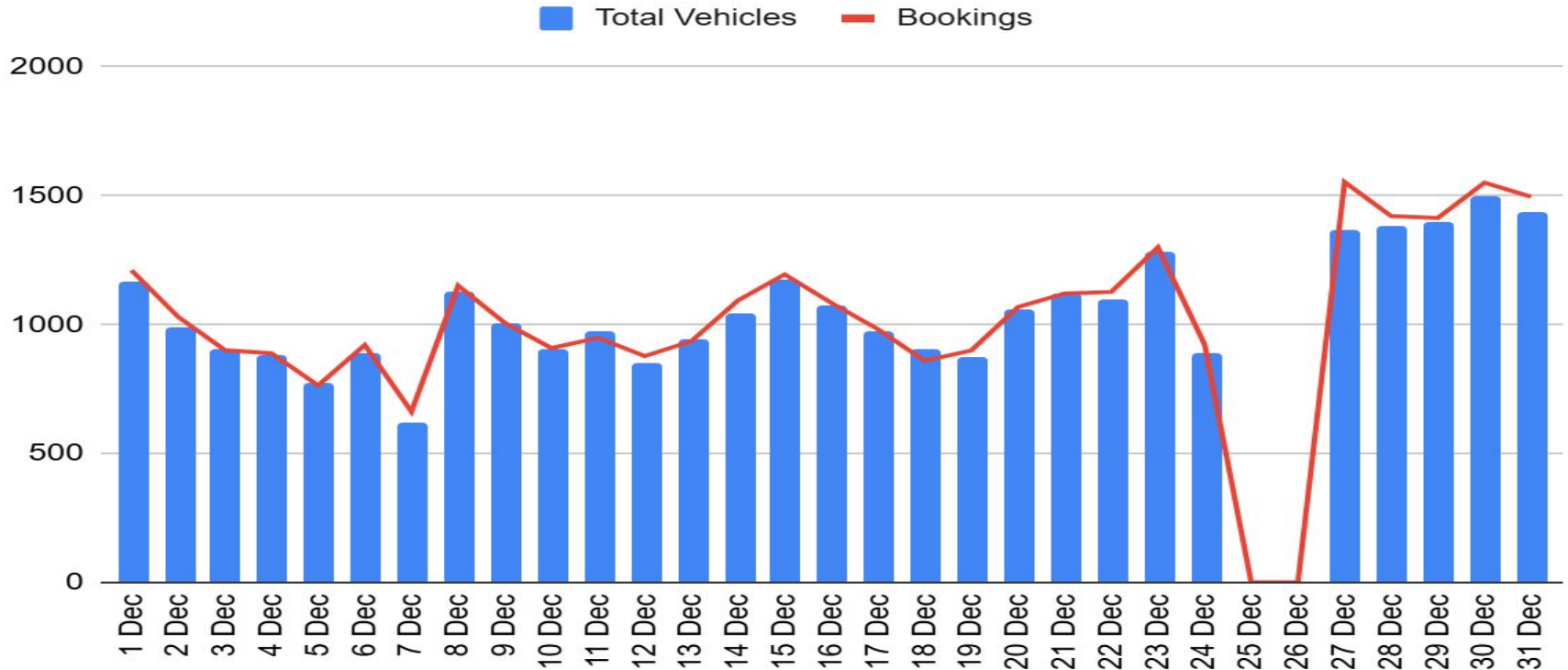


Not Booked Comparison 2024

| Month | Number of Not Booked |
|--------|----------------------|
| Nov 24 | 2445 |
| Dec 24 | 1214 |



Variances Between Actual Bookings & Vehicle Count - December 2024



Shropshire/Telford Comparison - December 2024

| <i>Contract Postcode Lookup</i> | <i>Site</i> | <i>COUNTA of Contract Postcode Lookup</i> | <i>COUNTA of Site</i> |
|---------------------------------|-------------|---|-----------------------|
| [-] Shropshire | Battlefield | 36.59% | 11505 |
| | Bridgnorth | 17.99% | 5656 |
| | Craven Arms | 11.00% | 3459 |
| | Oswestry | 21.23% | 6674 |
| | Whitchurch | 12.65% | 3977 |
| Shropshire Total | | 99.46% | 31271 |
| [-] Telford & Wrekin | Battlefield | 0.42% | 133 |
| | Bridgnorth | 0.07% | 23 |
| | Craven Arms | 0.00% | 1 |
| | Oswestry | 0.01% | 3 |
| | Whitchurch | 0.03% | 9 |
| Telford & Wrekin Total | | 0.54% | 169 |
| Grand Total | | 100.00% | 31440 |